



podcamp **Toronto**

February 24-25, 2007

**Whisper to a Scream: making
Compression, Limiting, Normalization
& Noise Reduction your Friends**

**Presented by Jay Moonah
a.k.a. “that loud guy”**

Normalization

- Makes audio as loud as possible without clipping
- I usually apply this first and last

BEFORE:



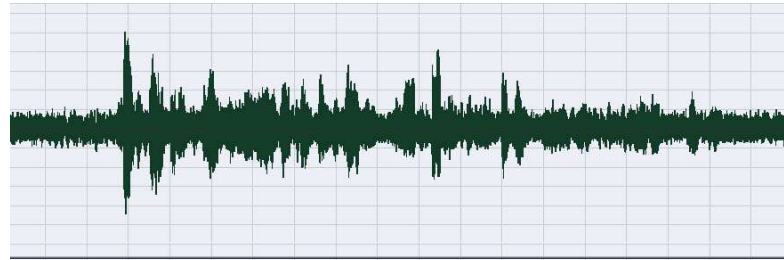
AFTER:



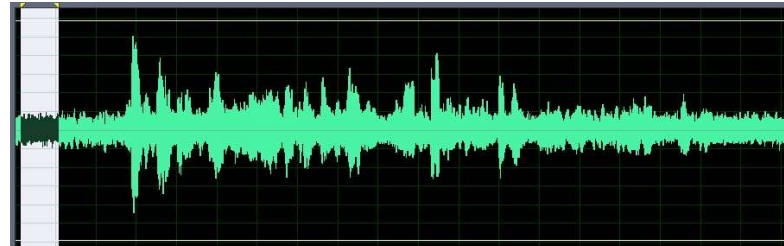
Noise Reduction

- Filters *consistent* background noise
- Apply before compressor or limiter

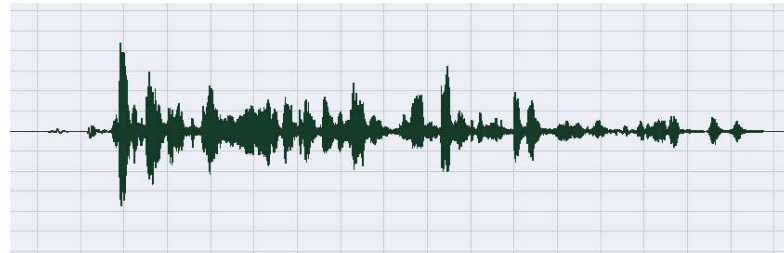
BEFORE:



Find a “clean”
sample of noise



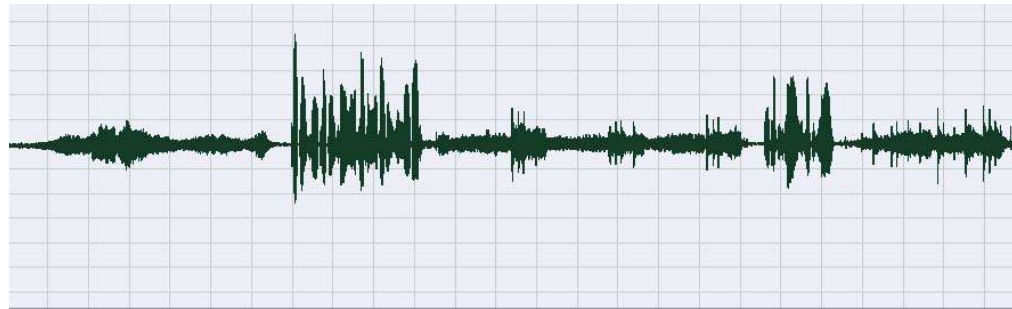
AFTER:



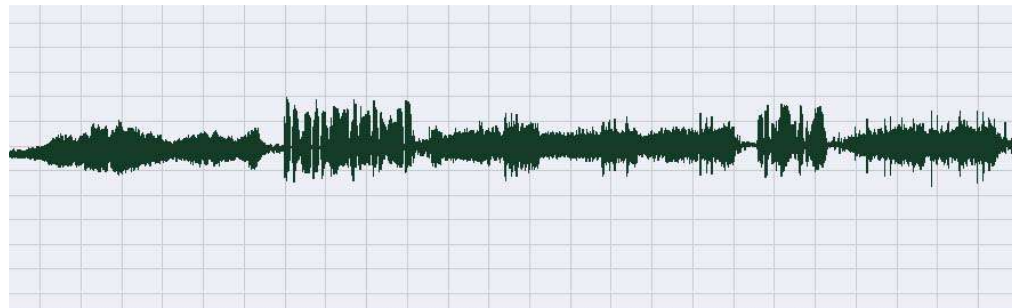
Limiting

- Clips the high levels, doesn't increase levels
- Best for single voice, anything with a few high peaks by fairly consistent levels otherwise

BEFORE:



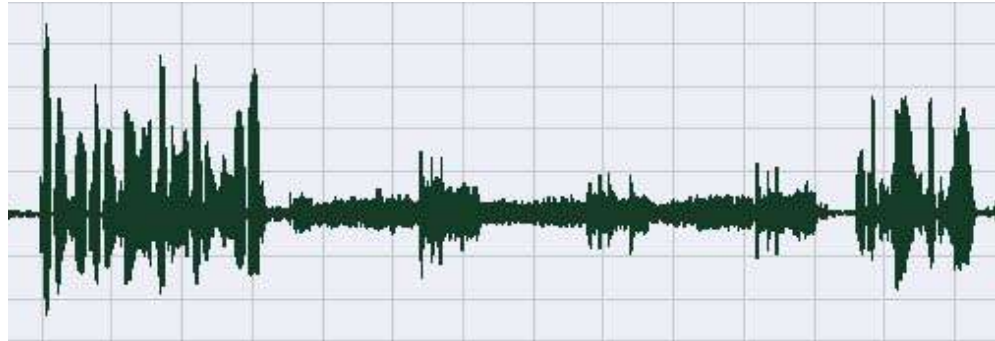
AFTER:



Compression

- Turns down highs, turns up lows
- Best for mixed audio sources, multi-genre music, creating “radio-like” sound

BEFORE:



AFTER:

